

URB6450

Technical Datasheet



Li-Ion LFP Benefits Over SLA

- Uniform voltage during discharge
- No need to provide trickle charging to retain battery's charge
- Significantly lighter weight for the same amount of energy
- Battery does not become gaseous during use
- Nominal voltage is maintained over a wider temperature range

Features

- Can be properly charged using a 2 phase SLA charger
- IEC 62133, 2nd edition compliant

Applications


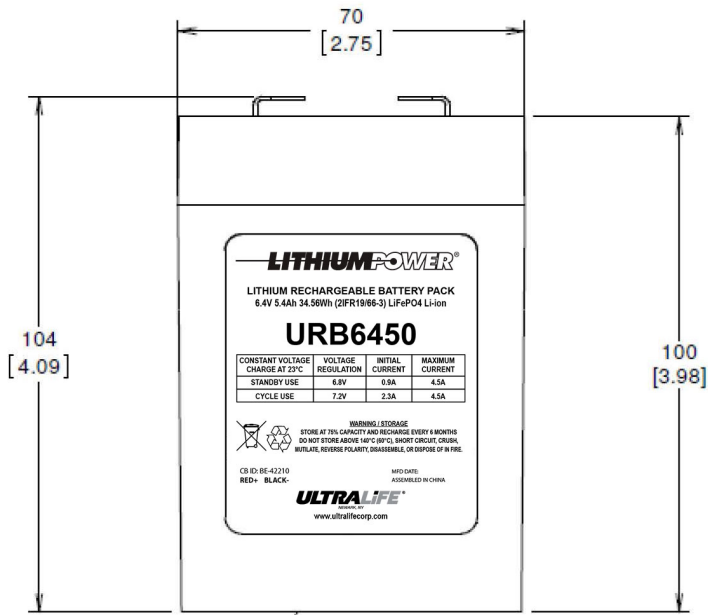
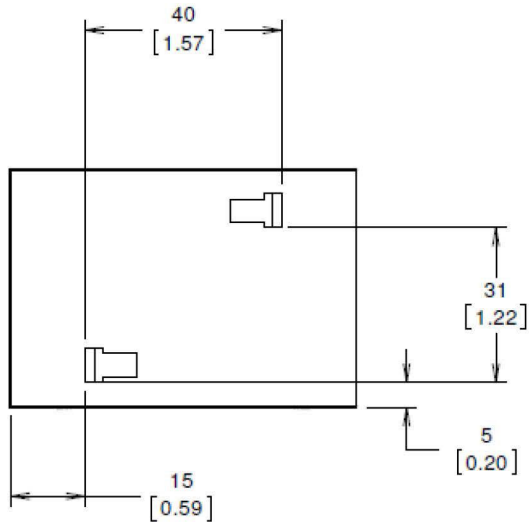

- Scooters / wheelchairs
- UPS battery replacement
- Solar power battery

Constant Voltage Charge at 23°C	Voltage Regulation	Initial Current	Maximum Current
Standby Use	6.8V	0.9A	4.5A
Cycle Use	7.2V	2.3A	4.5A

Technical Specifications

Part No	URB6450	
Chemistry	Lithium Iron Phosphate (LFP)	
IEC Designation	2IFR19/66-3	
Average Voltage	6.4V	
Nominal Capacity¹	5.4Ah	
Voltage Range	5.0V - 7.2V	
Max. Continuous Discharge	9.0A	
Max. Pulse Discharge²	30 ± 5A	
Energy¹	35Wh	
Energy Density	96.5Wh/kg, 105Wh/l	
Weight	Approx. 360 ± 50g (0.8 ± 0.1lbs)	
Cycle Life	>1,500 cycles	
Operating Temperature	-20°C to +60°C discharging (0°C to +45°C charging)	
Storage Temperature	0°C to +40°C	
Internal Resistance	≤40mΩ	
Self-Discharge @ 23°C	<5% per month	
Memory Effect	None	
Exterior/Housing	Hard plastic, ABS	
Terminals/Connector	F1 Faston Tabs	
Size	Length:	70 ± 1mm (2.75in)
	Width:	48 ± 1mm (1.85in)
	Height:	100 ± 1mm (3.98in)
Communications	None	
State of Charge Indicator	None	
Protection	Overcharge:	3.90V (per cell)
	Over Discharge:	2.00V (per cell)
	Over Current:	30 ± 5A (5-20ms)
	Over Temperature:	65 ± 5°C
	Also Short Circuit and Cell Imbalance	
Charging	Connect the battery to a DC power source using correct polarity and apply a maximum voltage of 7.2V. Limit the current to the recommended rate of 900mA and hold 7.2V until the current declines to 90mA. Maximum charge rate is 4.5A. Alternatively, you may apply a maximum charge voltage of 6.8V (limiting the current to 900mA) and hold indefinitely to maintain the battery in a continuous standby state-of-charge of between 70-90%.	
Safety	Material Safety Datasheet - MSDS00152 Refer also to Safety Guide UBM-5112	
Certifications	CB Scheme (ID: BE-42210) IEC 62133-2:2017	
Transportation	UN 3480 Dangerous Goods Class 9, Total Energy <100Wh	
	If packed in or with equipment (UN 3481), contact Ultralife for guidance or other questions. UN Testing Summary - UNTS-0266	
Harmonized Tariff Schedule	8507.60.0000	
Notes	1. Using a C/5 discharge rate at 25°C.	
	2. Maximum pulse width of between 5ms and 20ms.	
	3. Number of consecutive C/5 rate discharges and recommended charges at 25±5°C until the battery reaches 80% of initial capacity.	

Dimensions



Unit: mm [in]